

Job Name _____

Contractor _____

Job Location _____

Approval _____

Engineer _____

Contractor's P.O. No. _____

Approval _____

Representative _____

Series 710, 715

Atmospheric Vacuum Breakers

Size: ½" - 2"

The FEBCO Series 710, 715 Atmospheric Vacuum Breakers are designed for use in multiple water applications such as:

- Hose bibbs
- Chemical vats
- X-ray tanks
- Turf irrigation systems
- Laboratory sinks

Features

- Meets all specifications of ASSE
- Documented flow curves established by The Twining Labs, Inc.
- Simple service procedures.
- Light weight plastic poppets.
- Resilient rubber poppet discs designed for positive closure.
- Cold water applications.
- End Connections – NPT ANSI/ASME B1.20.1

Operation

FEBCO Series 710, 715 assures positive protection against back-siphonage of impure water into the main supply in the event that pressure loss causes vacuum conditions. A poppet seals the air inlet when the unit is pressurized. When a backsiphonage occurs, the poppet drops to allow air to enter the downstream piping. At the same time the poppet shields the water inlet to prevent foreign materials from entering the upstream piping. Restoration of pressure (flow) lifts the poppet to seal the air inlet.

Specifications

Atmospheric Vacuum Breakers shall be installed on the discharge side of the last shutoff valve, shall have all bronze bodies and bonnets, and shall be of the non-spilling type. Vacuum breaker shall be rated to 150psi (10.3 bar) working pressure and shall withstand water temperatures of 32°F to 110°F (0°C - 43°C) for the Series 710 (1" - 2") and 32°F to 180°F (0°C - 82°C) for the 715 (½" - ¾").

Approvals – Standards



710 1" - 2"



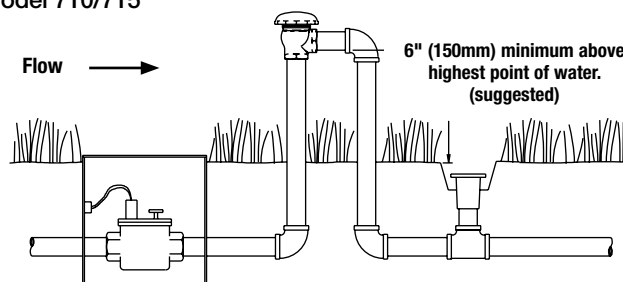
715 ½" - ¾"

Typical Installation

An Atmospheric Vacuum Breaker may be used to protect a cross-connection against backsiphonage, where the vacuum breaker is not subjected to back pressures due to pumps or any other conditions which may cause backpressure, no matter how slight. It must be installed on the discharge side of the last shutoff valve. Code requirements vary as to the height this vacuum breaker must be installed above the highest overflow level but a minimum of 6" (150mm) is required. The atmospheric vacuum breaker must be installed with the air inlet in a level position.

NOTE: No valve of any type may be installed on the discharge side of an atmospheric vacuum breaker.

Model 710/715



NOTE: Unit cannot have any shutoff downstream of it.

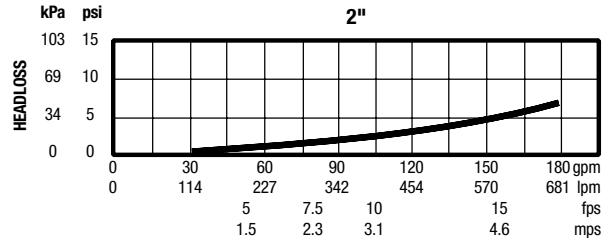
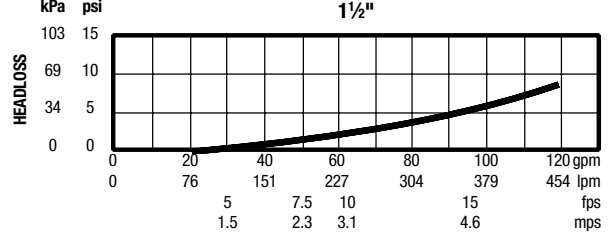
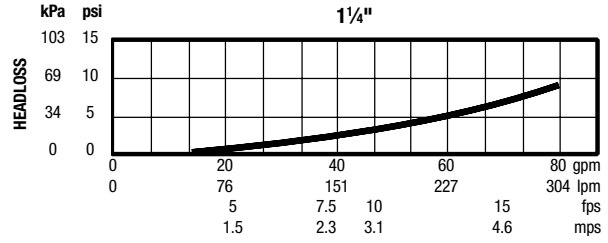
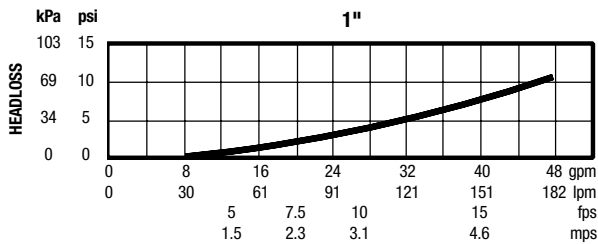
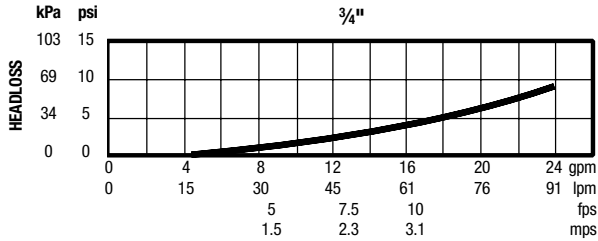
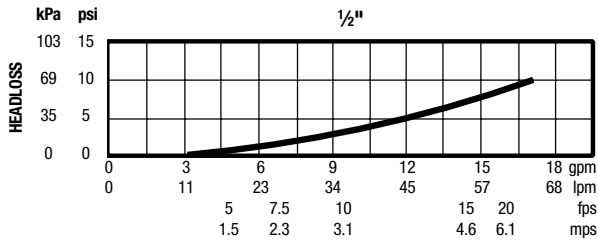
⚠ WARNING

It is illegal to use this product in any plumbing system providing water for human consumption, such as drinking or dishwashing, in the United States. Before installing standard material product, consult your local water authority, building and plumbing codes.



A WATTS Brand

Capacity



Materials

Valve Body: Bronze
 Elastomers: Nitrile
 Poppet: Acetal/Polypropylene

Pressure – Temperature

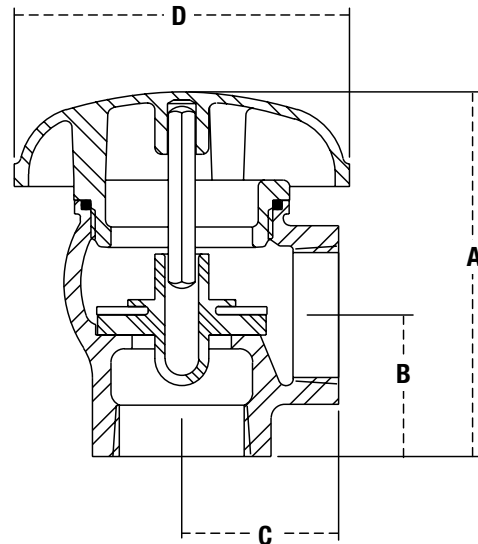
Max. Working Pressure: 150psi (10.3 bar)
 Hydrostatic Test Press: 150psi (10.3 bar)
 Temperature Range: 710: 32°F to 110°F (0° - 43°C)
 715: 32°F to 180°F (0° - 82°C)

Dimensions and Weights

Size: 1/2" – 2"

| SIZE | DIMENSIONS | | | | | | | | WEIGHT | |
|-------|------------|-----|-------|----|-------|----|-------|-----|--------|------|
| | A | | B | | C | | D | | lbs. | kgs. |
| in. | in. | mm | in. | mm | in. | mm | in. | mm | | |
| 1/2 | 2 1/4 | 64 | 1 1/4 | 32 | 1 1/4 | 32 | 2 1/2 | 64 | .75 | .3 |
| 3/4 | 2 7/8 | 73 | 1 5/8 | 35 | 1 5/8 | 35 | 2 1/2 | 64 | 1 | .5 |
| 1 | 3 1/2 | 89 | 1 3/8 | 35 | 1 1/2 | 38 | 3 1/4 | 83 | 1.75 | .8 |
| 1 1/4 | 3 7/8 | 98 | 1 5/8 | 41 | 2 | 51 | 4 | 102 | 2.5 | 1.1 |
| 1 1/2 | 4 5/8 | 118 | 2 1/8 | 54 | 2 3/8 | 54 | 4 1/2 | 114 | 3.75 | 1.7 |
| 2 | 5 3/8 | 137 | 2 1/8 | 54 | 2 3/8 | 54 | 5 1/2 | 140 | 5.25 | 2.4 |

Note: Weights shown are approximate. Dimensions shown are nominal, allowance must be made for normal manufacturing tolerances.



A WATTS Brand

USA: Tel: (800) 767-1234 • Fax: (800) 788-4491 • FEBCOonline.com
 Canada: Tel: (905) 332-4090 • Fax: (905) 332-7068 • FEBCOonline.ca
 Latin America: (52) 55-4122-0138 • FEBCOonline.com